



Child's Name	Class: <b>H22</b>	Year Level: <b>Rec</b>	Date Started:
--------------	-------------------	------------------------	---------------

This Home Learner Pack is designed as a suggested plan by ETPS staff as to how you may be able to support your child during this time at home. We understand and appreciate that not all families can work under the same set circumstances as such this resource is offered as a guide. We encourage all families to do what you can with the resources you have.

Try to complete at least one activity from each learning area each day. Refer to the attached activities to select your tasks.										
	Week 1					Week 2				
	Mon	Tue	Wed	Thu	Fri	Mon	Tue	Wed	Thu	Fri
Reading										
Spelling										
Writing										
Mathematics										
Inquiry										
Fitness & PE										
Specialist										
End of the week check:	Have I shared at least 3 pieces of work with my teacher each week? Please take some photos to upload via									

How do I contact my child's teacher?  
Preferred communication method:

*Seesaw*

If your child is working from home:  
Please understand that teachers are still teaching within the classroom and will respond to messages as soon as they are able.

If the school is requested to close:  
You will receive information via SMS, Skoolbag and Email.  
Your child's teacher may contact you via the preferred contact method listed above.

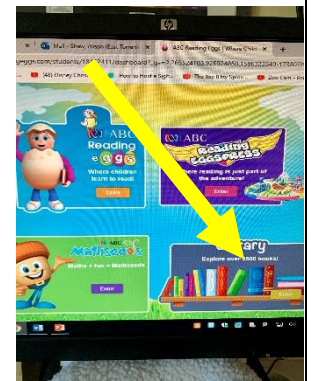
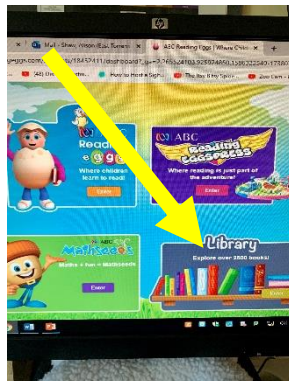
Secondary contact information  
  
Marc Johnson  
marc.johnson371@schools.sa.edu.au



# READING

(Choose your task from below)

<p>Read a story with your parents. What was your favourite part and why? Did you like the story?</p>	<p>Listen to a story from storyline online. <a href="https://www.storylineonline.net/">https://www.storylineonline.net/</a> Draw a picture of your favourite part.</p>	<p>Clap out how many syllables each person in your family has in their name. Who has the most? Who has the least?</p>	<p>Take a picture walk with a story. Tell someone in your family what is happening in the pictures. Draw a picture of the front cover.</p>
<p>Read a story with your parents. On the cover find the title, authors name and the illustrators name. Try copying the book's title.</p>	<p>Tell the adult about your favourite part of the story from the day before. Talk about any words you do not understand.</p>	<p>Read 'Cat in the Hat' <a href="https://www.youtube.com/watch?v=-LL62u6-OjY">https://www.youtube.com/watch?v=-LL62u6-OjY</a> Think of 5 words that rhyme with cat. Can you write them?</p>	<p>Read or a story with your parents. Draw a picture of the setting, this is where the story takes place.</p>
<p>Spend 20 minutes on Reading Eggs, work through your own individual map.</p>	<p>Spend 20 minutes on Reading Eggs listening to stories from the library.</p>	<p>Spend 20 minutes on Reading Eggs, work through your own individual map.</p>	<p>Spend 20 minutes on Reading Eggs listening to stories from the library.</p>





# SPELLING


(Choose your task from below)

<p>W1L1</p> <p>Listen to the 'e' song, practice tracing an 'e' in the air, on someone's back and on your mini whiteboard. Brainstorm some words that start with 'e'.</p>	<p>Watch Alphablocks 'e' episode <a href="https://www.youtube.com/watch?v=b0h_NGJEUJA">https://www.youtube.com/watch?v=b0h_NGJEUJA</a></p> <p>Trace your letter 'e' sheet. Point out the pictures that start with an 'e'. Try and write the words for those pictures.</p>	<p>Complete your Jolly Phonics 'e' sheet. Follow the instructions.</p>	<p>Find some 'e' words around your house. Copy them down and draw pictures for them.</p>
<p>W2L1</p> <p>Listen to the 'h' song, practice tracing an 'h' in the air, on someone's back and make the letter with objects from your home. Brainstorm some words that start with 'h'.</p>	<p>Watch Alphablocks 'h' episode <a href="https://www.youtube.com/watch?v=SVXGhfszUxs&amp;disable_polymer=true">https://www.youtube.com/watch?v=SVXGhfszUxs&amp;disable_polymer=true</a></p> <p>Trace your letter 'h' sheet. Point out the pictures that start with an 'h'. Try and write the words for those pictures.</p>	<p>Complete your Jolly Phonics 'h' worksheet. Follow the instructions.</p>	<p>Find some 'h' words around your house. Copy them down and draw pictures for them.</p>



# WRITING

(Choose your task from below)

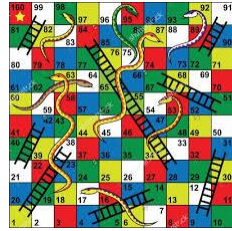


<p>Practise writing your name with correct letter formation. Don't forget to start your name with a capital letter and the others lower case.</p>	<p>With the help of an adult write down the names of the people in your family. Draw a picture of them.</p>	<p>Listen to the story <b>Edward the Emu</b>. Use this link. <a href="https://www.youtube.com/watch?v=0P74MJ3CMuU">https://www.youtube.com/watch?v=0P74MJ3CMuU</a> Choose five adjectives to describe what Edward looks like. You can use colours, shapes and size words. Share your description with an adult. Edward the emu is..... Edward the emu has..... He is..... He has.....</p>	<p>Listen to the story <b>Hippo Has a Hat</b>. Use this link <a href="https://www.youtube.com/watch?v=ryfUflr9KnM">https://www.youtube.com/watch?v=ryfUflr9KnM</a> Talk about what each animal is wearing. Choose your favourite animal and describe the clothing the animal is wearing. Share your description with an adult. The..... is wearing..... It is..... It has.....</p>
<p>Write the letters of the alphabet that you know.</p> <p>abcdefghijkl klmnopqrst vwxyz south australian</p>	<p>Make a book about your family.</p>	<p>Write or copy a sentence about what you have done today. Draw a detailed picture.</p>	<p>Make a book about an animal you would like to have.</p> 

**Sight Words –** Every day please practise learning your sight words. This includes reading them, writing them, playing games with them and making them.



# MATHEMATICS – How big?






(Choose your task from below)

<p>Say the numbers 1-20. Write them. Choose any number and draw the right amount of pictures. Try and write some words about the number e.g Six green frogs</p>	<p>Play a game with your family e.g snakes and ladders, go fish, snap, memory</p> 	<p>Count 10 items in your house. How could you sort these? Can you sort them another way? How was it different? Can someone in your family sort the items and you have to guess how they sorted.</p>	<p>Draw a picture of your family in order of shortest to tallest. Can you add your grandparent or a family friend? Where would they go</p>
<p><b><u>Pantry Fun #1</u></b> Collect 10 items from your cupboard/kitchen. How can you sort them? Draw or take a picture to explain how you sorted them</p>	<p><b><u>Pantry Fun #2</u></b> Collect 10 items from your cupboard/kitchen. Can you sort them into heaviest and lightest? What could you do if an item is in between?</p>	<p><b><u>Funny Feet</u></b> Trace around the feet of the people in your family. Cut them out and order them. Who has the shortest and who has the longest?</p>	<p><b><u>Pantry Fun #3</u></b> Collect 10 items again. Order from tallest to smallest. Choose one from the middle and draw pictures of items that are 'smaller than' and 'taller than' that item. <i>Please place importance on comparing the objects</i></p>
<p>Complete 1 map lesson on Maths Seeds</p> 	<p><b><u>Pantry Fun #4</u></b> Choose 10 items that look different. How many are boxes? How many are packets? How many are open? How many are tins? Do any of them look like a shape you know e.g square, rectangle, circle?</p>	<p>Complete 1 map lesson on Maths Seeds</p> 	<p><b><u>Pantry Fun #5</u></b> Choose 10 items again. This time sort them into foods that you can eat all the time and foods that are treats for eating sometimes. Which group has more? Draw your 3 favourite foods. Are they treat foods or foods that you can eat every day?</p>



# INQUIRY

(Choose your task from below)

<p>Our planet is not doing very well at the moment. We can help by washing hands and not getting too close. Practice the ideas in "inquiry 1 and 2". View link below and complete "inquiry 3" task.  <a href="https://vimeo.com/314136923">https://vimeo.com/314136923</a></p>	<p><b><u>Move It</u></b>  <a href="https://www.youtube.com/watch?v=lmhi98dHa5w">https://www.youtube.com/watch?v=lmhi98dHa5w</a>                  Dinosaur Stomp Dance</p> <p><b><u>Music Time</u></b>  <a href="https://www.youtube.com/watch?v=h6d6Yo3DwVI">https://www.youtube.com/watch?v=h6d6Yo3DwVI</a>                  'Heal the World'</p>	<p><b><u>I Am Grateful</u></b>  <a href="https://www.youtube.com/watch?v=6yuQXUn3MEg">https://www.youtube.com/watch?v=6yuQXUn3MEg</a>                  Watch the 'I am a grateful kid' video and talk about it.                  What are you grateful for?                  What went well today?                  Do a drawing and ask someone to write it for you                  (Positive Ed Program)</p>	<p><b><u>Nature Walk</u></b>                  Find 5 things and put them in order from smallest to largest.</p> 
<p>Use 20 lego blocks/items to build something longer than your foot.                  Take a picture of it.</p> 	<p><b><u>Get Crafty</u></b>                  Use some recycled paper to decorate and make a fan.                  (Positive Ed Progra</p>  <p>Make a bed for your favourite toy.</p>	<p>Find 3 containers                  Play in your sink or bath (supervised by an adult)</p> <p>Which containers hold the most?                  Did that surprise you?                  Draw a picture.</p>	<p>Build a cubby/fort that you can fit inside.</p> 
<p>Make something that fits in your hand.</p> 	<p>Count how many steps from your bed to your front door. Now count how many steps from your bed to your back door.                  Is it the same or different?                  Draw a picture.</p>	<p><a href="https://www.zoossa.com.au/zo-o-to-you/">https://www.zoossa.com.au/zo-o-to-you/</a></p> <p>Chose 2 animals to watch. Which one needs the biggest enclosure? Why?                  Can you draw an enclosure for an elephant?</p>	<p><a href="https://www.youtube.com/watch?v=s-KScdSWpco">https://www.youtube.com/watch?v=s-KScdSWpco</a></p> <p>Complete the directed drawing activity. Put the correct number of candles for your next birthday!</p>



# FITNESS & PE

(Choose your task from below)

<p><b><u>Go Noodle</u></b> Short dance and yoga videos for children to interact with</p> <p><a href="http://www.gonoodle.com/">http://www.gonoodle.com/</a></p>	<p><b><u>Cosmic Kids Yoga</u></b> Longer yoga videos for children to interact with</p> <p><a href="http://www.youtube.com/user/CosmicKidsYoga">http://www.youtube.com/user/CosmicKidsYoga</a></p>	<p><b><u>Balance Challenge</u></b> Find an object (soft toy, pair of socks etc) at home and try to balance it on different parts of your body. Try moving around the house and see how long you can balance the object.</p>	<p><b><u>Skittles Slam</u></b> Set up targets such as water bottles, soft toys, empty toilet rolls etc. Throw rolled up socks at the skittles and try to knock them down. Challenge yourself from different distances</p>
<p><b><u>Keepie Uppie</u></b> Keep a balloon from touching the ground for as long as possible using different parts of your body.</p>	<p><b><u>Scavenger Hunt</u></b> <b>Ask an older person</b> to write up some clues and hide them around the house. You can then follow the clues to find a small surprise at the end.</p>	<p><b><u>Free Choice Sport</u></b> Practice the skills of your favourite sport. For example; basketball, soccer, and set challenges for yourself to improve your skills.</p>	<p><b><u>Animal Walks</u></b> Walk around your house and choose a different animal walk for each room. eg. Snake slither, kangaroo hop, bear crawl</p>
<p><b><u>Make a Healthy Meal</u></b> <b>Ask an older person</b> to help you plan and prepare a healthy meal to share.</p>	<p><b><u>15 Minute Workout</u></b> Join Maurice for a 15-minute whole-body workout including warm up and cool down exercises.</p> <p><a href="https://www.youtube.com/watch?v=L_A_HjHZxfl">https://www.youtube.com/watch?v=L_A_HjHZxfl</a></p>	<p><b><u>Obstacle Course</u></b> Make a course inside or out that requires you to climb, go under, go around, roll and jump etc.</p> <p>Time your first attempt and challenge your PB each time after.</p>	<p><b><u>Gratitude</u></b> Do something kind for another person that you know. Eg. Help with a chore, ring a relative, Make a card to show your love for them.</p>



# SPECIALIST LESSONS

(Choose your task from below)

<p><b><u>Science</u></b>                  What is your favourite season?  <b>Draw</b> a picture of you doing an activity in your favourite season.                  What would you be wearing?</p>	<p><b><u>Science</u></b>                  Make your own cloud. <b>With adult supervision.</b>                  (Appendix 1.1)</p>	<p><b><u>Science</u></b>                  What can you see in the sky?  <b>Read the text and draw</b> 4 things you can see in the sky. Do these things change throughout the day?                  (Appendix 1.2)</p>	<p><b><u>Science</u></b>  <b>Make a list</b> of all the ways that you and your family are using water at home.                  Talk about what would happen if we ran out.</p>
<p><b><u>Italian</u></b>                  Practise counting from 1 – 10 in Italian.                  You can watch this YouTube video and teach someone at home:                  'Numbers Song in Italian. Canzone dei Numeri'  <a href="https://www.youtube.com/watch?v=8JsdITiowGM">https://www.youtube.com/watch?v=8JsdITiowGM</a>                  Remember to use your fingers when counting!</p>	<p><b><u>Italian</u></b>                  Make the numbers from 1 – 10 with playdough. Practise pointing at them and saying each number in Italian.                  You could use this resource to practise your numbers. Click on each number to see how it is pronounced in Italian!  <a href="http://www.chillola.com/at/numbers%20italian.html">http://www.chillola.com/at/numbers%20italian.html</a></p>		<p><b>Check Specialist Portal for</b>  <b>Hindi/Punjabi First Language</b>  <b>Intervention Program</b></p>