

ETPS@Home Learner Pack R13



Child's Name:	Class: R13	Year Level: 6/7	Date Started:
---------------	-------------------	------------------------	---------------

This Home Learner Pack is designed as a suggested plan by ETPS staff as to how you may be able to support your child during this time at home. We understand and appreciate that not all families can work under the same set circumstances, as such this resource is offered as a guide. We encourage all families to do what you can with the resources you have.

Try to complete at least one activity from each learning area per day. Refer to the attached activities to select your tasks.										
	Week 1					Week 2				
	Mon	Tue	Wed	Thu	Fri	Mon	Tue	Wed	Thu	Fri
Reading										
Spelling										
Writing										
Mathematics										
Integrated Studies										
Wellbeing										
Fitness & PE										
Specialist										
End of the week check:	Have I shared 3 pieces of work with my teacher this week? Please take photos or upload attachments via the Week 1 and 2 assignment links in Google Classroom.									

How do I contact my child's teacher?
 Preferred communication method:
 Parents – Seesaw
 Students – Google Classroom
 or Email –
Julia.Boundey864@schools.sa.edu.au

If your child is working from home:
 Please understand that teachers are still teaching within the classroom and will respond to messages as soon as they are able.

If the school is requested to close:
 You will receive information via SMS, Skoolbag and email.
 Your child's teacher may contact you via the preferred contact method listed above.

Secondary contact information:
 Marc Johnson
marc.johnson371@schools.sa.edu.au



READING

(Choose your task from below)

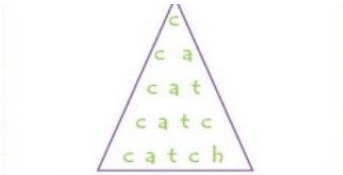
* Your book source could be stories, Reading Eggs / Reading Eggspress, newspapers, magazines, online stories

<p>(a) Login and use Reading Eggs / Reading Eggspress for 20 minutes.</p>	<p>(b) Find a clear description of a setting in your book and draw it. Label your picture with words from the story.</p>	<p>(c) Find and read a recipe.</p>	<p>(d) Design a t-shirt for one of the characters in your reading.</p>
<p>(e) Make a diorama or draw a picture for the last book you read of your favourite scene.</p>	<p>(f) Write down the sequence of events in your story.</p>	<p>(g) Find a comfortable spot to sit down and enjoy reading.</p>	<p>(h) What was the character's problem? Did they manage to solve the problem? If so, how?</p>
<p>(i) Write or record a book review including: - summary - favourite part - why you did or didn't like it</p>	<p>(j) Dress up as one of your favourite characters. Use things from around your house.</p>	<p>(k) Write a different ending for a book that you have read.</p>	<p>(l) Read aloud to a family member. Remember to practise using expression (take a breath at full stops).</p>



SPELLING

(Choose your task from below)

<p>(a) <u>You must do this activity.</u> Write the headings for your word list. Sort your words under each heading. Write the list on paper or type it.</p>	<p>(b) Write a definition for 10 of your words.</p>	<p>(c) Speed Sort Print or write out your words. Cut them out. Sort your words 3 times and time yourself. Try to beat it!</p>	<p>(d) Sort 10 of your words into alphabetical order.</p>
<p>(e) Add endings / prefixes / suffixes to 10 of your words. For example -ly, -ed, -s, -ing, pre-, re-, in-</p>	<p>(f) Colour Code 10 of your words using the following code... Consonants: BLUE Vowels: RED</p>	<p>(g) Write a sentence each for 10 of your words. Every sentence must also have an adjective.</p>	<p>(h) Do a word pyramid for 10 of your words.</p> 
<p>(i) Choose 10 words and draw a picture for each.</p>	<p>(j) Separate 10 of your words into: -nouns -adjectives -verbs -other</p>	<p>(k) Choose one spelling list word. Think of 4 questions you could ask where the spelling word is the answer.</p>	<p>(l) Choose 10 words and count how many letters are in each.</p>



WRITING



(Choose your task from below)

<p>(a) Write a recount about your holidays.</p>	<p>(b) Write a variety of jokes (minimum 5) and tell them to your family and friends.</p>	<p>(c) What is your favourite childhood story and why?</p>	<p>(d) Watch BTN (Behind the News) on ABC ME, Tuesday 11:45 or Wednesday 11:45. Write a summary of one story.</p>
<p>(e) Write a script for a commercial about how to wash your hands properly.</p>	<p>(f) Find or take a photo of yourself and describe it.</p>	<p>(g) Write about a special day or celebration.</p>	<p>(h) Write a recount including where you went, who went with you, what you did and how you felt about the experience. Use the five senses to give details about the holiday. Remember to use past tense verbs.</p>
<p>(i) Write a letter or email to another person about what you have been doing this week.</p>	<p>(j) Write a sequel for your favourite movie.</p>	<p>(k) Review your favourite card game, board game or video game. Write the rules and why you like it.</p>	<p>(l) Choose 10 interesting verbs from some reading you have done and make a matching or memory game matching the verbs in the present tense to the past tense. As you turn over a card, say a sentence using the verb.</p>



MATHEMATICS

(Choose your task from below)

<p>(a) <u>You must do this activity.</u> Create your own timetable for learning at home. Record the times in analogue / digital / 24-hour.</p>	<p>(b) Where is the shadiest place to sit outside? How do you know? Would you sit in the same spot all day?</p>	<p>(c) Make your own clock.</p>	<p>(d) How do you measure a cat? Write your own answer or go to ABC iView and watch the show "Look Kool" series 2 episode 9: Measurement.</p>
<p>(e) Which sink is the biggest in your house? What would you use to measure it? How do you know?</p> <div style="display: flex; justify-content: space-around;">   </div>	<p>(f) How many footsteps does it take to walk the ... - perimeter of your yard? - perimeter of each room in your house?</p>	<p>(g) If you needed to do 10,000 footsteps in a day, how could you achieve this?</p>	<p>(h) Find 5 things to measure in your house. Order these from shortest to longest.</p>
<p>(i) Measure the height of each person in your home. Order these from tallest to shortest. What is the average height?</p>	<p>(j) Cook a recipe with your family. Write out the amounts of each ingredient. Then write out the amounts of each ingredient if you doubled the recipe.</p>	<p>(k) Login and use Prodigy for 20 minutes.</p>	<p>(l) Make a list of measuring tools found in the kitchen.</p>



INTEGRATED STUDIES

(Choose your task from below)

Each day you must complete a journal entry or complete one of the following activities.

Journal entry:

Keep a journal of what happened today. Include things such as thoughts, feelings and activities.

When you return to school you will be expected to bring in your journal entries.

You are writing these journal entries to reflect back on and to inform people in the future of what life was like in 2020. This is called a primary source.

Activity:

Watch the 1st Episode of "Back in Time for Dinner-Education Shorts" on Thursday, 30th April on ABC ME free to air TV at 11.10 or ask your parents to watch the full version online at <https://iview.abc.net.au/show/back-in-time-for-dinner>
If you miss the episode on TV, you can watch it on <https://iview.abc.net.au/show/back-in-time-for-dinner-education-shorts>

Activity:

Watch the 2nd Episode of "Back in Time for Dinner-Education Shorts" on Thursday, 7th May on ABC ME free to air TV at 11.10 or ask your parents to watch the full version online at <https://iview.abc.net.au/show/back-in-time-for-dinner>
If you miss the episode on TV, you can watch it on <https://iview.abc.net.au/show/back-in-time-for-dinner-education-shorts>

Activity:

Record or read one of your journal entries to someone.

Activity:

Call or talk to someone older than you about a game they played as a child.



FITNESS & PE

(Choose your task from below)

<p><u>Just Dance</u> Short dance and yoga videos for children to interact with</p> <p>Open this link: Just Dance</p>	<p><u>Cosmic Kids Yoga</u> Longer yoga videos for children to interact with</p> <p>http://www.youtube.com/user/CosmicKidsYoga</p>	<p><u>Balance Challenge</u> Watch this short video to learn how to stork balance. Try to increase your PB with each attempt.</p>	<p><u>Skittles Slam</u> Set up targets such as water bottles, soft toys, empty toilet rolls etc. Throw rolled up socks at the skittles and try to knock them down. Challenge yourself from different distances</p>
<p><u>Balloon Volley Ball</u> Keep a balloon from touching the ground for as long as possible using your volley ball skills. Play with a family member.</p>	<p><u>Scavenger Hunt</u> Ask another person, or write up some of your own clues and hide them around the house. You or a family member can then follow the clues to find a small surprise at the end.</p>	<p><u>Free Choice Sport</u> Practice the skills of your favourite sport. For example; basketball, soccer, and set challenges yourself to improve your skills.</p>	<p><u>PB Challenge</u> Choose a physical activity and record your PB (personal best). Standing long jump, plank, push ups per minute, skipping etc.</p>
<p><u>Make a Healthy Meal</u> Find a recipe online, in a cookbook or ring a relative. Plan and prepare a healthy meal to share.</p>	<p><u>15 minute workout</u> Join Maurice for a 15-minute whole-body workout including warm up and cool down exercises.</p> <p>https://www.youtube.com/watch?v=L_A_HjHZxfI</p>	<p><u>Obstacle Course</u> Make a course inside or out, that requires you to climb, go under, go around, roll and jump.</p> <p>Time your first attempt and challenge your PB each time after.</p>	<p><u>Gratitude</u> Do something kind for another person that you know. Eg. Help with a chore, ring a relative, Make a card to show your love for them.</p>



WELLBEING

(Choose your task from below)

<p>(a) Find and listen to a song or piece of music that calms you.</p>	<p>(b) Draw a picture of everyone in your family, including your pets.</p>	<p>(c) In one of your journal entries, add a paragraph about something you are grateful for.</p>	<p>(d) Write a note or email to say thank you to someone.</p>
<p>(e) Watch and do a Just Dance clip on YouTube or listen to some music and make up your own dance.</p>	<p>(f) Do 5 chores for your family.</p>	<p>(g) Draw an outline of your hand. On each finger write down the name of a trusted person.</p>	<p>(h) Contact someone that you do not live with for a conversation.</p>
<p>(i) Write five things you could talk about over a meal then start a conversation with someone in your household.</p>	<p>(j) Are you ok? Ask someone if they are ok and actively listen to their response.</p>	<p>(k) Identify 20 feelings. List these as either positive or negative.</p>	<p>(l) Do something kind for someone.</p>



SPECIALIST LESSONS

(Choose your task from below)

<p><u>Science</u> Design a poster showing the different planets in the solar system. Use a scale to help show the distances between planets.</p>	<p><u>Science</u> Using materials at home create a model that shows the movement of the earth around the sun.</p>	<p><u>Science</u> After following this link : https://www.mobileedproductions.com/blog/how-to-make-a-water-cycle-in-a-bag Make your own water cycle</p>	<p><u>Science</u> Create a volcano at home with your family. (Appendix 1.4)</p>
<p><u>Italian</u> Watch the following YouTube video: 'Easy Italian 1 - Cosa ti piace di più mangiare? Italian's favourite food' https://www.youtube.com/watch?v=VxnPd0PggjU Answer the following questions. 1. Give a brief summary of the video 2. Name 5 dishes mentioned (in Italian) 3. What were some of the things Italian people say you must always have in your fridge? *More details in Google Classroom Upload your response to Google Classroom</p>	<p><u>Italian</u> Cosa ti piace mangiare? Write a small paragraph in Italian sharing two things you like to eat and one thing you don't like to eat. Some helpful language and sentence starters: <i>Mi piace mangiare</i> – I like to eat <i>ma non mi piace mangiare</i> – but I don't like to eat e – and *More details in Google Classroom Upload your response to Google Classroom</p>	<p><u>Extra Italian Activities</u> - Use 'duolingo' for 10 mins - Listen to and watch a story from 'The Italian Experiment' https://www.theitalianexperiment.com/stories - Practise introducing yourself in Italian -Use the 'Kids Garden' app</p>	<p>Check Specialist Portal for Hindi/Punjabi First Language Intervention Program</p>